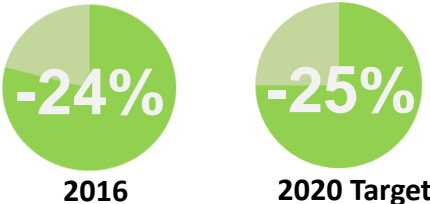


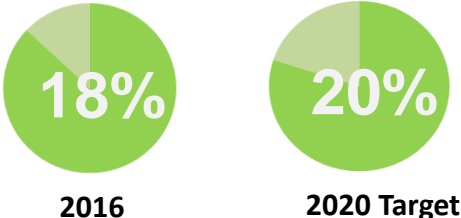
2016 GREENHOUSE GAS EMISSIONS SUMMARY

In 2016, LS&Co emissions dropped 1% and we believe that we will meet our 2020 targets.

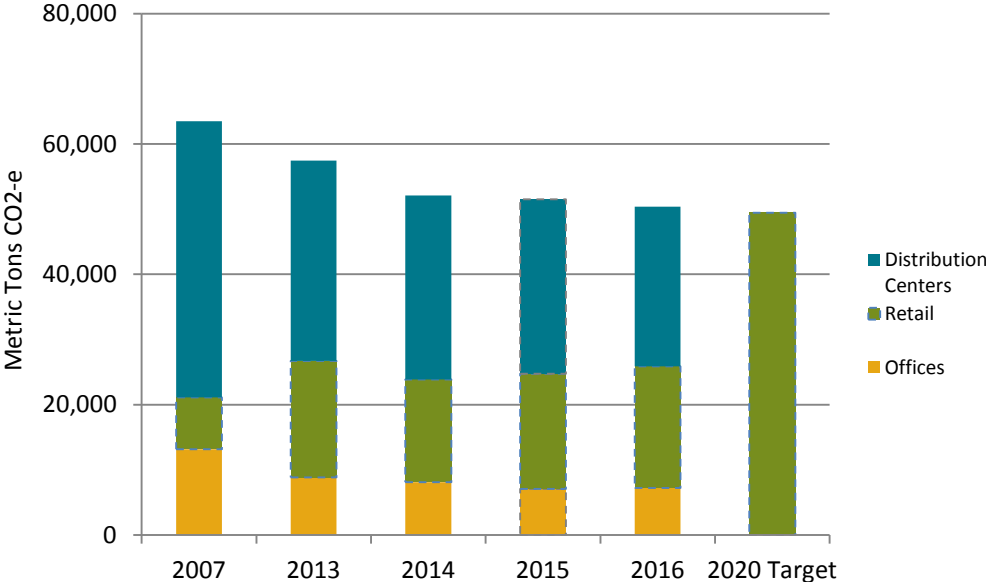
Offices, Retail, Distribution



Renewable Energy

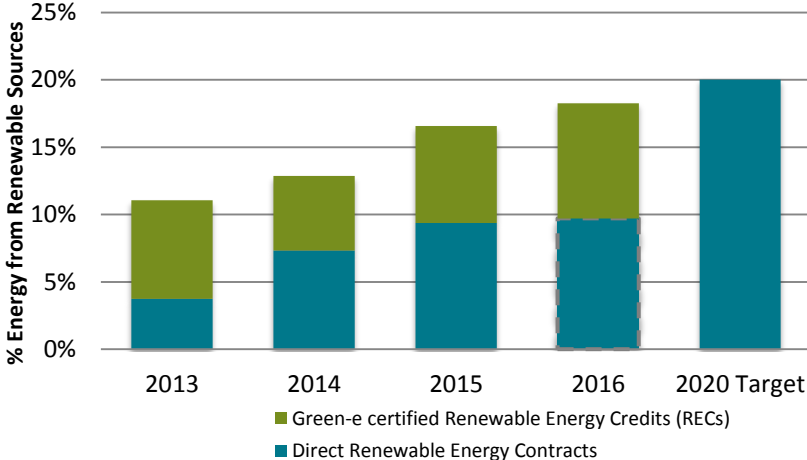


Greenhouse Gas Emissions by Facility Type



- 2016:
- Our absolute Scope 1 & 2 emissions from offices, retail, and distribution centers decreased by 1%.

Renewable Energy Purchases



- 2016:
- 18% of total energy came from renewables.
 - LS&Co maintained renewable energy purchases and decreased the overall energy consumed.

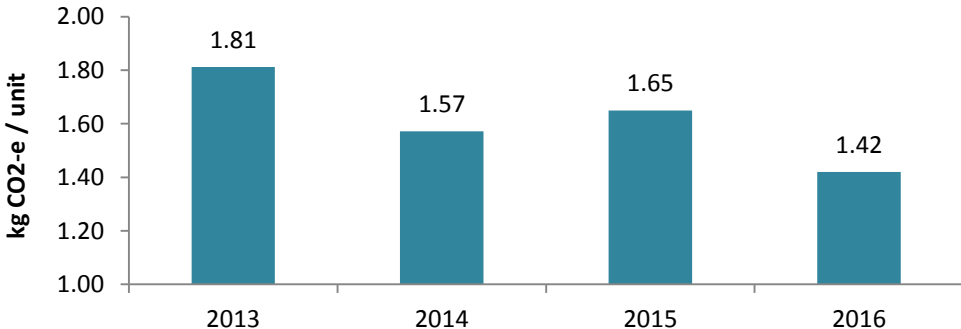
2016 GREENHOUSE GAS EMISSIONS SUMMARY

Factories



Target:
annual reduction in greenhouse
gas emissions per product

Owned & Operated Factories: GHG Emissions per Product



- Carbon intensity per product shipped from owned & operated factories decreased 14% compared to the previous year.

Summary

Reduction in total Scope 1&2 GHG Emissions from 2007 Baseline

